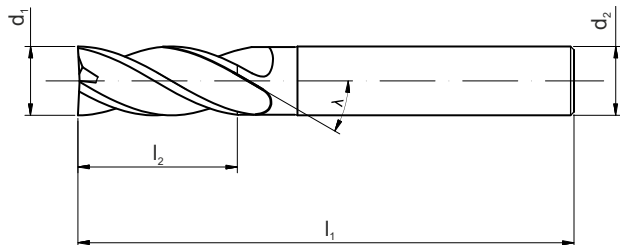



**Do obróbki aluminium, jego stopów oraz metali nieżelaznych**

*For machining unalloyed aluminium, aluminium alloys and non ferrous materials*



**AL**

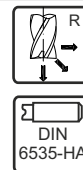
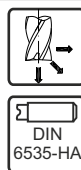


**Zastosowanie / Application**

N 1+4 6+9 5

N 1+4 6+9 5

**Wykonanie / Design**



**Rodzaj powłoki / Coating**

d <sub>1</sub>	d <sub>2</sub>	l <sub>1</sub>	l <sub>2</sub>	Z	R*	INDEX			
14	14	83	42	4	0,5	M9-441700-0140	M9-441700-0140-B	M9-441701-0140	M9-441701-0140-B
14	14	83	42	4	0,7	-	-	M9-441702-0140	M9-441702-0140-B
14	14	83	42	4	1	-	-	M9-441703-0140	M9-441703-0140-B
14	14	83	42	4	2	-	-	M9-441705-0140	M9-441705-0140-B
14	14	83	42	4	2,5	-	-	M9-441706-0140	M9-441706-0140-B
14	14	83	42	4	3	-	-	M9-441707-0140	M9-441707-0140-B
16	16	92	48	4	0,5	M9-441700-0160	M9-441700-0160-B	M9-441701-0160	M9-441701-0160-B
16	16	92	48	4	1	-	-	M9-441703-0160	M9-441703-0160-B
16	16	92	48	4	2	-	-	M9-441705-0160	M9-441705-0160-B
16	16	92	48	4	2,5	-	-	M9-441706-0160	M9-441706-0160-B
16	16	92	48	4	3	-	-	M9-441707-0160	M9-441707-0160-B
18	18	92	54	4	1	M9-441700-0180	M9-441700-0180-B	M9-441703-0180	M9-441703-0180-B
20	20	104	60	4	1	M9-441700-0200	M9-441700-0200-B	M9-441703-0200	M9-441703-0200-B
20	20	104	60	4	2	-	-	M9-441705-0200	M9-441705-0200-B
20	20	104	60	4	3	-	-	M9-441707-0200	M9-441707-0200-B
20	20	104	60	4	4	-	-	M9-441708-0200	M9-441708-0200-B

\*dotyczy wersji R  
for tools with radius

**Parametry skrawania str. 91**  
Cutting data page 91

**Przykład zamawiania / Example of order**  
M9-441700-0140  
Frez AL 445 14x14x42x83 VHM

Inne promienie naroża oraz wymiary narzędzia dostępne na zapytanie  
Another corner radius values and tool dimensions available on request